



Michiana PCA Autocross #4 August 30th 2015



Overall

CAR #	Name F/L	CLASS	T1	T2	T3	T4	T5	T6	T7	LOWEST	OA PLACE	CLASS PLACE
9	Adam Locsi	AE1	66.527	66.749	69.228	67.768	69.137	66.657	66.037	66.037	1	1
5	Don Sjolín	I01	68.575	67.823	67.463	67.960	67.642			67.463	2	1
69	Dean Loucks	DE1		73.773	69.413	72.661				69.413	3	1
3x	Brent Rollins	EE1	72.430	73.128	70.771	81.550	71.949	71.551	69.503	69.503	4	1
13	Kyle English	EE1				72.682	73.095	70.566	70.078	70.078	5	2
4	Jeff Margush	I01	71.344	70.978	70.665	70.654	70.537	74.324	70.547	70.537	6	2
95	George Schmitt	AE1	73.386	70.538	72.420	73.122	70.631	71.007	70.665	70.538	7	2
69x	Ryan Loucks	DE1	80.658	75.188	73.337	70.815				70.815	8	2
50	Paul Brumbaugh	S03	78.473	75.595	81.722	71.599				71.599	9	1
3	Adam Losch	EE1	74.702	76.169	75.522	72.043	71.651	71.788	73.702	71.651	10	3
45	Ed Scott	I01	74.830	73.255	73.217	72.365	72.983	72.792	73.640	72.365	11	3
15	Mark Hughes	DE1	81.790	75.481	74.302	73.648	74.039		73.140	73.140	12	3
52	Alan Ford	I01	93.258				76.354	77.177	73.256	73.256	13	4
47	Keith Halley	S01	76.753	75.436	76.972	75.201	73.297		74.694	73.297	14	1
42	Erika Engler	EE1	77.627	76.815	76.479	75.663	75.094	74.347	73.401	73.401	15	4
11	Kevin Martinzak	EE1	81.149	78.425	75.206	74.503	76.152	75.318	74.118	74.118	16	5
16	Tommy St.Pierre Jr.	DE1	79.266	78.482	77.325	75.732	75.853	87.409	74.885	74.885	17	4
8	Colin Carpenter	P02	77.303	76.211	78.577	75.724	76.892	76.074	75.141	75.141	18	1
19	Elliot Novess	FDE1		79.795	77.870	76.296	77.035	76.509	75.985	75.985	19	1
86	Jonathan Wieand	S01	83.704	77.828		78.737	81.701	77.505	76.298	76.298	20	2
6	Brandon Irwin	AE1		80.447	77.032	76.960	77.035	80.479	76.672	76.672	21	3
91	Jacob Shaughnessy	FDE1	87.649	80.912	81.763		81.122	79.681	77.848	77.848	22	2
7	Grant Lewis	FDE1	80.154	82.714	81.135	87.959	77.895	79.492	78.524	77.895	23	3
14	Kyle Haimbaugh	EE1	83.261		80.511	79.146	78.116	78.209	80.898	78.116	24	6
1	Cassie Morgan	EE1		84.800		79.843	82.279	80.582	79.077	79.077	25	7
10	James DeYoung	FDE1				93.987	81.246	81.453	79.707	79.707	26	4
77	Josh Thomas	FDE1	85.302	83.771	81.536	80.242	80.845	80.468	79.980	79.980	27	5
21	Martin Lewis	P01	90.361	90.306	87.335	85.149		89.013	83.700	83.700	28	1

 = DNF
 = at least one cone penalty

By Class

CAR #	Name F/L	CLASS	T1	T2	T3	T4	T5	T6	T7	LOWEST	OA PLACE	CLASS PLACE
9	Adam Locsi	AE1	66.527	66.749	69.228	67.768	69.137	66.657	66.037	66.037	1	1
95	George Schmitt	AE1	73.386	70.538	72.420	73.122	70.631	71.007	70.665	70.538	7	2
6	Brandon Irwin	AE1		80.447	77.032	76.960	77.035	80.479	76.672	76.672	21	3
5	Don Sjolín	I01	68.575	67.823	67.463	67.960	67.642			67.463	2	1
4	Jeff Margush	I01	71.344	70.978	70.665	70.654	70.537	74.324	70.547	70.537	6	2
45	Ed Scott	I01	74.830	73.255	73.217	72.365	72.983	72.792	73.640	72.365	11	3
52	Alan Ford	I01	93.258				76.354	77.177	73.256	73.256	13	4
69	Dean Loucks	DE1		73.773	69.413	72.661				69.413	3	1
69x	Ryan Loucks	DE1	80.658	75.188	73.337	70.815				70.815	8	2
15	Mark Hughes	DE1	81.790	75.481	74.302	73.648	74.039		73.140	73.140	12	3
16	Tommy St.Pierre Jr.	DE1	79.266	78.482	77.325	75.732	75.853	87.409	74.885	74.885	17	4
3x	Brent Rollins	EE1	72.430	73.128	70.771	81.550	71.949	71.551	69.503	69.503	4	1
13	Kyle English	EE1				72.682	73.095	70.566	70.078	70.078	5	2
3	Adam Losch	EE1	74.702	76.169	75.522	72.043	71.651	71.788	73.702	71.651	10	3
42	Erika Engler	EE1	77.627	76.815	76.479	75.663	75.094	74.347	73.401	73.401	15	4
11	Kevin Martinzak	EE1	81.149	78.425	75.206	74.503	76.152	75.318	74.118	74.118	16	5
14	Kyle Haimbaugh	EE1	83.261		80.511	79.146	78.116	78.209	80.898	78.116	24	6
1	Cassie Morgan	EE1		84.800		79.843	82.279	80.582	79.077	79.077	25	7
50	Paul Brumbaugh	S03	78.473	75.595	81.722	71.599				71.599	9	1
47	Keith Halley	S01	76.753	75.436	76.972	75.201	73.297		74.694	73.297	14	1
86	Jonathan Wieand	S01	83.704	77.828		78.737	81.701	77.505	76.298	76.298	20	2
8	Colin Carpenter	P02	77.303	76.211	78.577	75.724	76.892	76.074	75.141	75.141	18	1
19	Elliot Novess	FDE1		79.795	77.870	76.296	77.035	76.509	75.985	75.985	19	1
91	Jacob Shaughnessy	FDE1	87.649	80.912	81.763		81.122	79.681	77.848	77.848	22	2
7	Grant Lewis	FDE1	80.154	82.714	81.135	87.959	77.895	79.492	78.524	77.895	23	3
10	James DeYoung	FDE1				93.987	81.246	81.453	79.707	79.707	26	4
77	Josh Thomas	FDE1	85.302	83.771	81.536	80.242	80.845	80.468	79.980	79.980	27	5
21	Martin Lewis	P01	90.361	90.306	87.335	85.149		89.013	83.700	83.700	28	1

 = DNF
 = at least one cone penalty